



Outdoor Lighting



Hotel Lighting



Office Lighting



Commercial Lighting

Project Office: No: 192, Nawala Road, Narahenpita, Colombo -05.

Tel : 0112 807500

Hotline: +94 777 789276

E-mail: [serialinvestmentlanka@gmail.com](mailto:serialinvestmentlanka@gmail.com)

2019-2020



8

2019-2020


Focus on the value of lights

## About us

Established in 2007, M.R. Lighting Studio (Pvt) Ltd is a LED professional manufacture enterprise combining R&D, manufacturing, trade and service of LED lighting system.

The company has strong R&D capabilities. We can provide perfect, continuable, intelligent solution for lighting control. And also provide users with one-to-one matching services. The products have obtained certifications with CE, ROHS and ERP... We exported the production to all over the world, especially to Europe, America, Asia, etc.

"Focus on the value of lights" is our operation principle. From R&D, product development, every aspect of the program is customized accurate calculation, scientific experiments, so that every beam of light can provide its value, the full interpretation of "The perfect fusion of lights with life & lights with building."



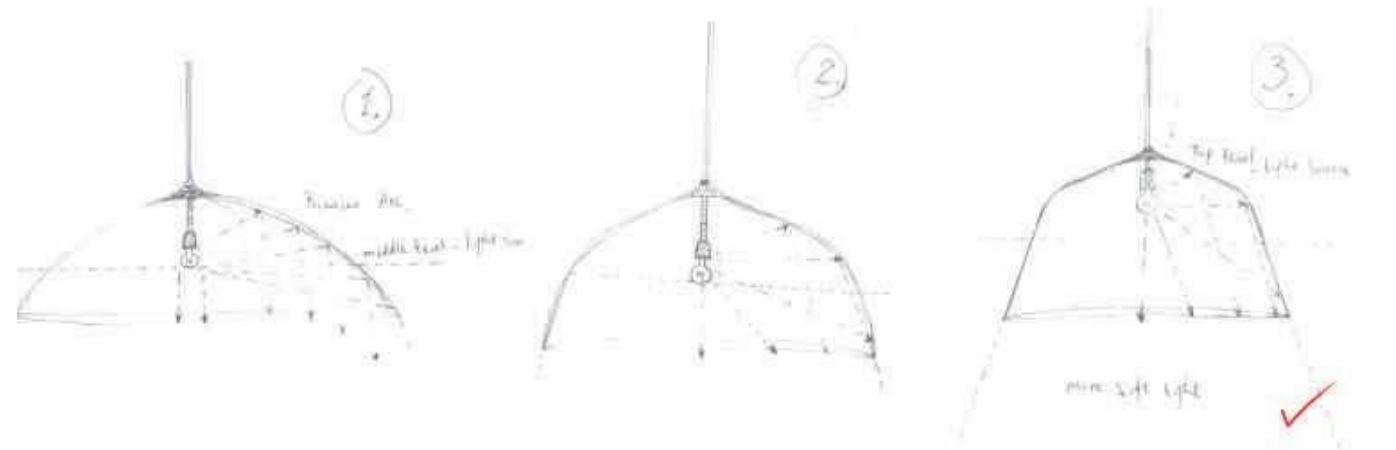



i-NORDIC& LOFTSTYLE LIGHTSERIES  
 北欧&工 系列



- y \$ \$ f l Ⓢ 的 LEDfiⓈ
- Surface mounted with LEDLED
- fi \$ 盞
- Wide BeamAngle
- fi□:85Lm/W
- Efficiency:85Lm/W
- ifl \$ 鋁
- Body ofaluminium
- LED \$ f 賓 fi Ⓢ
- Luminaires are equipped with electronic driver

| Order No. | Power(W) | Voltage(V) | CRI | Beam Angle(°) | SIZE(MM)  |
|-----------|----------|------------|-----|---------------|-----------|
| KDR-85013 | E27-4    | 100-240    | 85  | 90            | Φ400*H250 |








- y \$ \$ f l 的 LEDfi©
- Surface mounted with LEDLED
- fi \$ 燈
- Wide BeamAngle
- fi□:85Lm/W
- Efficiency:85Lm/W
- ifl 變 到 鉛
- Body ofaluminium
- 廠 \ LED \$ f 候 fi 變
- Luminaires are equipped with electronic driver

| OrderNo.  | Power(W) | Voltage(V) | CRI | Beam Angle(°) | SIZE(MM)  |
|-----------|----------|------------|-----|---------------|-----------|
| KDR-85032 | E27-4    | 100-240    | 85  | 120           | Φ390*H200 |
| KDR-85033 | E27-4    | 100-240    | 85  | 90            | Φ260*H350 |








- y \$ \$ f i 的 LEDfi@
- Surface mounted with high powerLED
- fi \$ 燈
- Wide BeamAngle
- fi : 85Lm/W
- Efficiency:85Lm/W
- ifi 鋁
- Body ofaluminium
- LED \$ f 候 fi
- Luminaires are equipped with electronic driver

| Order No.  | fi (Power(W)) | \$ ä (Voltage(V)) | 指 (CRI) | fi \$ 燈 (Beam Angle(°)) | fi fi (SIZE(MM)) |
|--|---------------|-------------------|---------|-------------------------|------------------|
|  KDR-85034S | E27-4         | 100-240           | 85      | 90                      | Φ180*H240        |
|  KDR-85034M | E27-4         | 100-240           | 85      | 120                     | Φ270*H230        |
|  KDR-85034L | E27-4         | 100-240           | 85      | 120                     | Φ390*H200        |








- y \$ \$ f l 的 LEDfi©
- Surface mounted with high powerLED
- 宽光束
- Wide BeamAngle
- 效率:85Lm/W
- Efficiency:85Lm/W
- 压铸铝
- Body of aluminium
- 内置LED驱动
- Luminaires are equipped with electronic driver

| Order No.  | Power(W) | Voltage(V) | 指 CRI | 光束角(°) | 尺寸(MM)    |
|--|----------|------------|-------|--------|-----------|
|  KDR-MY01 | E27-7    | 100-240    | 85    | 120    | Φ360*H400 |
|  KDR-MY02 | E27-7    | 100-240    | 85    | 120    | Φ360*H330 |
|  KDR-MY04 | E27-7    | 100-240    | 85    | 90     | Φ250*H410 |



- y \$ \$ f l 的 LEDfi©
- Surface mounted with LEDLED
- 宽光束
- Wide BeamAngle
- 效率:85Lm/W
- Efficiency:85Lm/W
- 压铸铝
- Body of aluminium
- 内置LED驱动
- Luminaires are equipped with electronic driver

| Order No.  | Power(W) | Voltage(V) | 指 CRI | 光束角(°) | 尺寸(MM)    |
|--|----------|------------|-------|--------|-----------|
|  KDR-85036S-1 | E27-4    | 100-240    | 85    | 90     | Φ260*H320 |
|  KDR-85036S-2 | E27-4    | 100-240    | 85    | 90     | Φ360*H370 |
|  KDR-85036L   | E27-4    | 100-240    | 85    | 90     | Φ240*H450 |



CE | RoHS | IP20 |

- y \$ \$ f l 的 LEDfi©
- Surface mounted with LEDLED
- fi \$ 燈
- Wide BeamAngle
- fi □: 85Lm/W
- Efficiency: 85Lm/W
- ifl 變 到 鋁
- Body of aluminium
- 燈 \ LED \$ f 候 fi 變
- Luminaires are equipped with electronic driver

| OrderNo.   | fi □ Power(W) | \$ ä Voltage(V) | □ 指 CRI | fi \$ 燈 Beam Angle(°) | fi fl SIZE(MM) |
|------------|---------------|-----------------|---------|-----------------------|----------------|
| KDR-85035S | E27-4         | 100-240         | 85      | 90                    | Φ220*H300      |
| KDR-85035L | E27-4         | 100-240         | 85      | 90                    | Φ260*H410      |













- y \$ \$ f l Ⓢ 的 LEDfiⓈ
- Surface mounted with high power LED
- fi \$ 盞
- Wide Beam Angle
- fiⓈ:85Lm/W
- Efficiency:85Lm/W
- ifl 鋁 錫
- Body of aluminium
- LED \$ f 候 fi Ⓢ
- Luminaires are equipped with electronic driver



- y \$ \$ f l Ⓢ 的 LEDfiⓈ
- Surface mounted with LED
- y fi \$ 盞
- Narrow Beam Angle
- fiⓈ:85Lm/W
- Efficiency:85Lm/W
- ifl 鋁 錫
- Body of aluminium
- LED \$ f 候 fi Ⓢ
- Luminaires are equipped with electronic driver

| Order No.   | Power(W) | Voltage(V) | CRI | Beam Angle(°) | SIZE(MM)  |
|---|----------|------------|-----|---------------|-----------|
|  KDR-G3618 | 10       | 100-240    | 85  | 120           | Φ360*H180 |
|  KDR-G2430 | 10       | 100-240    | 85  | 12            | Φ240*H300 |
|  KDR-G1940 | 10       | 100-240    | 85  | 12            | Φ190*H400 |

| Order No.  | Power(W) | Voltage(V) | CRI | Beam Angle(°) | SIZE(MM)  |
|--|----------|------------|-----|---------------|-----------|
|  KDR-85015S | 7        | 100-240    | 85  | 30            | Φ103*H420 |
|  KDR-85015B | 10       | 100-240    | 85  | 30            | Φ150*H650 |
|  KDR-85021  | 10       | 100-240    | 85  | 30            | Φ180*H240 |



- y \$ \$ f l 的 LEDfi®
- Surface mounted with high powerLED
- fi \$ 燈
- Wide BeamAngle
- fi □ :85Lm/W
- Efficiency:85Lm/W
- ifl 鋁 鋁
- Body ofaluminium
- LED \$ f 候 fi 燈
- Luminaires are equipped with electronic driver

| Order No. | Power(W) | Voltage(V) | CRI | Beam Angle(°) | SIZE(MM)  |
|-----------|----------|------------|-----|---------------|-----------|
| KDR-G300  | 10       | 100-240    | 85  | 120           | Φ300*H150 |
| KDR-G400  | 15       | 100-240    | 85  | 120           | Φ400*H200 |
| KDR-G500  | 20       | 100-240    | 85  | 120           | Φ500*H250 |
| KDR-G600  | 25       | 100-240    | 85  | 120           | Φ600*H300 |





- y \$ \$ f l 的 LEDfi©
- Surface mounted with LED
- fi \$ 燈
- Wide Beam Angle
- fi □ :85Lm/W
- Efficiency:85Lm/W
- ifl 使 \$ n 變
- Body of resin
- 嗽 \ LED \$ f 候 fi 變
- Luminaires are equipped with electronic driver

| Order No. | Power(W) | Voltage(V) | CRI | Beam Angle(°) | SIZE(MM)  |
|-----------|----------|------------|-----|---------------|-----------|
| KDR-SZ400 | E27-7    | 100-240    | 85  | 90            | Φ400*H200 |
| KDR-SZ600 | E27-12   | 100-240    | 85  | 90            | Φ600*H300 |





- y \$ \$ f l Ⓢ 的 LEDfiⓈ
- Surface mounted with LED
- fi \$ 盞
- Wide Beam Angle
- fi □ : 85Lm/W
- Efficiency: 85Lm/W
- ifl \$ fl
- Body of iron
- 廠 \ LED \$ f 候 fi Ⓢ
- Luminaires are equipped with electronic driver



- y \$ \$ f l Ⓢ 的 LEDfiⓈ
- Surface mounted with high power LED
- fi \$ 盞
- Wide Beam Angle
- fi □ : 85Lm/W
- Efficiency: 85Lm/W
- ifl \$ fl
- Body of iron
- 廠 \ LED \$ f 候 fi Ⓢ
- Luminaires are equipped with electronic driver

| Order No. | Power(W) | Voltage(V) | CRI | Beam Angle(°) | SIZE(MM)  |
|-----------|----------|------------|-----|---------------|-----------|
| KDR-MY11S | E27-6    | 100-240    | 85  | 90            | Φ200*H300 |
| KDR-MY11M | E27-6    | 100-240    | 85  | 90            | Φ300*H280 |
| KDR-MY11L | E27-6    | 100-240    | 85  | 90            | Φ400*H300 |



| Order No.    | Power(W) | Voltage(V) | CRI | Beam Angle(°) | SIZE(MM)  |
|--------------|----------|------------|-----|---------------|-----------|
| KDR-TY5035-1 | E14-4    | 100-240    | 85  | 90            | Φ175*H280 |
| KDR-TY5035-2 | E14-3*4  | 100-240    | 85  | 90            | Φ350*H225 |
| KDR-TY2345   | E27-8    | 100-240    | 85  | 90            | Φ230*H450 |





- y \$ \$ f l Ⓢ 的 LEDfiⓈ
- Surface mounted with high powerLED
- fi \$ 盞
- Wide BeamAngle
- fiⓈ:85Lm/W
- Efficiency:85Lm/W
- ifl \$ fl
- Body of iron
- LED \$ f 候 fi Ⓢ
- Luminaires are equipped with electronic driver






- y \$ \$ f l Ⓢ 的 LEDfiⓈ
- Surface mounted with high powerLED
- fi \$ 盞
- Wide BeamAngle
- fiⓈ:85Lm/W
- Efficiency:85Lm/W
- ifl \$ fl
- Body of iron
- LED \$ f 候 fi Ⓢ
- Luminaires are equipped with electronic driver


| ⊙ <sup>a</sup><br>Order No.   | fl Ⓢ<br>Power(W) | \$ ä<br>Voltage(V) | □ 指<br>CRI | fi \$ 盞<br>Beam Angle(°) | flfl<br>SIZE(MM) |
|---|------------------|--------------------|------------|--------------------------|------------------|
|  KDR-HG036 | E27-8            | 100-240            | 85         | 90                       | Φ400*H370        |
|  KDR-HG037 | E27-8            | 100-240            | 85         | 90                       | Ø 310*H470       |

| ⊙ <sup>a</sup><br>Order No.  | fl Ⓢ<br>Power(W) | \$ ä<br>Voltage(V) | □ 指<br>CRI | fi \$ 盞<br>Beam Angle(°) | flfl<br>SIZE(MM) |
|--|------------------|--------------------|------------|--------------------------|------------------|
|  KDR-TY2097 | E27-8            | 100-240            | 85         | 90                       | Ø 370*H490       |
|  KDR-TY2645 | E27-8            | 100-240            | 85         | 90                       | Ø 260*H450       |



- y \$ \$ f l 的 LEDfi@
- Surface mounted with LED
- fi \$ 盞
- Wide Beam Angle
- fi : 85Lm/W
- Efficiency: 85Lm/W
- ifl \$ fl
- Body of iron
- 廠 \ LED \$ f 候 fi ㄛ
- Luminaires are equipped with electronic driver

| Order No.  | Power(W) | Voltage(V) | CRI | Beam Angle(°) | SIZE(MM)  |
|--|----------|------------|-----|---------------|-----------|
|  KDR-FG01 | E27-4    | 100-240    | 85  | 90            | Φ150*H120 |
|  KDR-FG02 | E27-4    | 100-240    | 85  | 90            | Φ250*H200 |
|  KDR-FG03 | E27-4    | 100-240    | 85  | 90            | Φ140*H250 |





- y \$ \$ f l Ⓢ 的 LED f i Ⓢ
- Surface mounted with LED LED
- f i \$ 豔
- Wide Beam Angle
- f i Ⓢ : 85 Lm/W
- Efficiency: 85 Lm/W
- f l 使 \$ n 夔
- Body of resin
- 豔 \ LED \$ f 候 f i Ⓢ
- Luminaires are equipped with electronic driver

| Order No.  | Power (W) | Voltage (V) | CRI | Beam Angle (°) | SIZE (MM) |
|------------|-----------|-------------|-----|----------------|-----------|
| KDR-SN01-1 | E27-4     | 100-240     | 85  | 90             | Φ160*H350 |



- y \$ \$ f l Ⓢ 的 LEDfiⓈ
- Surface mounted with LED
- fi \$ 豔
- Wide Beam Angle
- fi □: 85Lm/W
- Efficiency: 85Lm/W
- ì fl \$ fi □
- Body of Ceramic
- 撤 \ LED \$ f 宾 fi ㄨ
- Luminaires are equipped with electronic driver



- y \$ \$ f l Ⓢ 的 LEDfiⓈ
- Surface mounted with high power LED
- fi \$ 豔
- Wide Beam Angle
- fi □: 85Lm/W
- Efficiency: 85Lm/W
- ì fl \$ fi □
- Body of cement
- 撤 \ LED \$ f 宾 fi ㄨ
- Luminaires are equipped with electronic driver

| Order No. | Power(W) | Voltage(V) | CRI | Beam Angle(°) | SIZE(MM)   |
|-----------|----------|------------|-----|---------------|------------|
| KDR-TC01  | Blub 5   | 100-240    | 85  | 90            | Φ195*H170  |
| KDR-TC02  | Blub 5   | 100-240    | 85  | 90            | Φ175*H140  |
| KDR-TC03  | Blub 5   | 100-240    | 85  | 90            | Φ175* H155 |


| Order No. | Power(W) | Voltage(V) | CRI | Beam Angle(°) | SIZE(MM)   |
|-----------|----------|------------|-----|---------------|------------|
| KDR-SN02  | E27-5    | 100-240    | 85  | 90            | Φ160*H150  |
| KDR-SN03  | E27-5    | 100-240    | 85  | 90            | Φ150*H160  |
| KDR-SN04  | E27-5    | 100-240    | 85  | 90            | Φ125* H110 |





- y \$ \$ f l 的 LEDfi©
- Surface mounted with LED
- fi \$ 豔
- Wide Beam Angle
- fi □:85Lm/W
- Efficiency:85Lm/W
- ifl 使 fl 豔
- Body of cement
- LED \$ f 儸 fi 豔
- Luminaires are equipped with electronic driver

| Order No. | Power(W) | Voltage(V) | 指 ORL | 豔 Beam Angle(°) | SIZE(MM)  |
|-----------|----------|------------|-------|-----------------|-----------|
| KDR-SN20  | 1*3      | 100-240    | 85    | 15/25           | Φ40* H300 |





| CE | RoHS | IP20 | 

- y \$ \$ f l 的 LEDfi®
- Surface mounted with high powerLED
- fi \$ 燈
- Wide BeamAngle
- fi □ :85Lm/W
- Efficiency:85Lm/W
- i f l 燈
- Body of cement
- LED \$ f 燈
- Luminaires are equipped with electronic driver

| Order No. | Power(W) | Voltage(V) | CRI | Beam Angle(°) | SIZE(MM)  |
|-----------|----------|------------|-----|---------------|-----------|
| KDR-SN09S | E27-4    | 100-240    | 85  | 90            | Φ150*H150 |
| KDR-SN09M | E27-8    | 100-240    | 85  | 90            | Φ190*H240 |
| KDR-SN09L | E27-8    | 100-240    | 85  | 90            | Φ310*H260 |






| CE | RoHS | IP20 | 


- y \$ \$ f l 的 LEDfi®
- Surface mounted with high powerLED
- fi \$ 燈
- Wide BeamAngle
- fi □ :85Lm/W
- Efficiency:85Lm/W
- i f l 燈
- Body of cement
- LED \$ f 燈
- Luminaires are equipped with electronic driver

| Order No. | Power(W) | Voltage(V) | CRI | Beam Angle(°) | SIZE(MM)  |
|-----------|----------|------------|-----|---------------|-----------|
| KDR-SN11  | E27-8    | 100-240    | 85  | 90            | Φ300*H300 |
| KDR-SN13  | E27-4    | 100-240    | 85  | 90            | Φ210*H180 |



- y \$ \$ f l 的 LEDfi©
- Surface mounted with high powerLED
- fi \$ 燈
- Wide BeamAngle
- fi□:85Lm/W
- Efficiency:85Lm/W
- ifl 燈
- Body of cement
- 廠 \ LED \$ f 候 fi 燈
- Luminaires are equipped with electronic driver

| Order No.  | Power(W) | Voltage(V) | CRI | Beam Angle(°) | SIZE(MM)       |
|--|----------|------------|-----|---------------|----------------|
|  KDR-SN07 | E27-4    | 100-240    | 85  | 90            | L130*W130*H135 |
|  KDR-SN08 | E27-4    | 100-240    | 85  | 90            | Φ100*H150      |
|  KDR-SN15 | E27-4    | 100-240    | 85  | 90            | Φ140*H210      |





- y \$ \$ f l Ⓢ 的 LEDfiⓈ
- Surface mounted with LED
- fi \$ 豔
- Wide Beam Angle
- fi □ : 85Lm/W
- Efficiency: 85Lm/W
- ì f l \$ f l 豔
- Body of cement
- 豔 \ LED \$ f 豔 f i 豔
- Luminaires are equipped with electronic driver

| OrderNo. | f l Ⓢ Power(W) | \$ ä Voltage(V) | □ 指 CRI | f i \$ 豔 Beam Angle(°) | f l f l SIZE(MM) |
|----------|----------------|-----------------|---------|------------------------|------------------|
| KDR-SN05 | E27-4          | 100-240         | 85      | 90                     | Φ125*H180        |



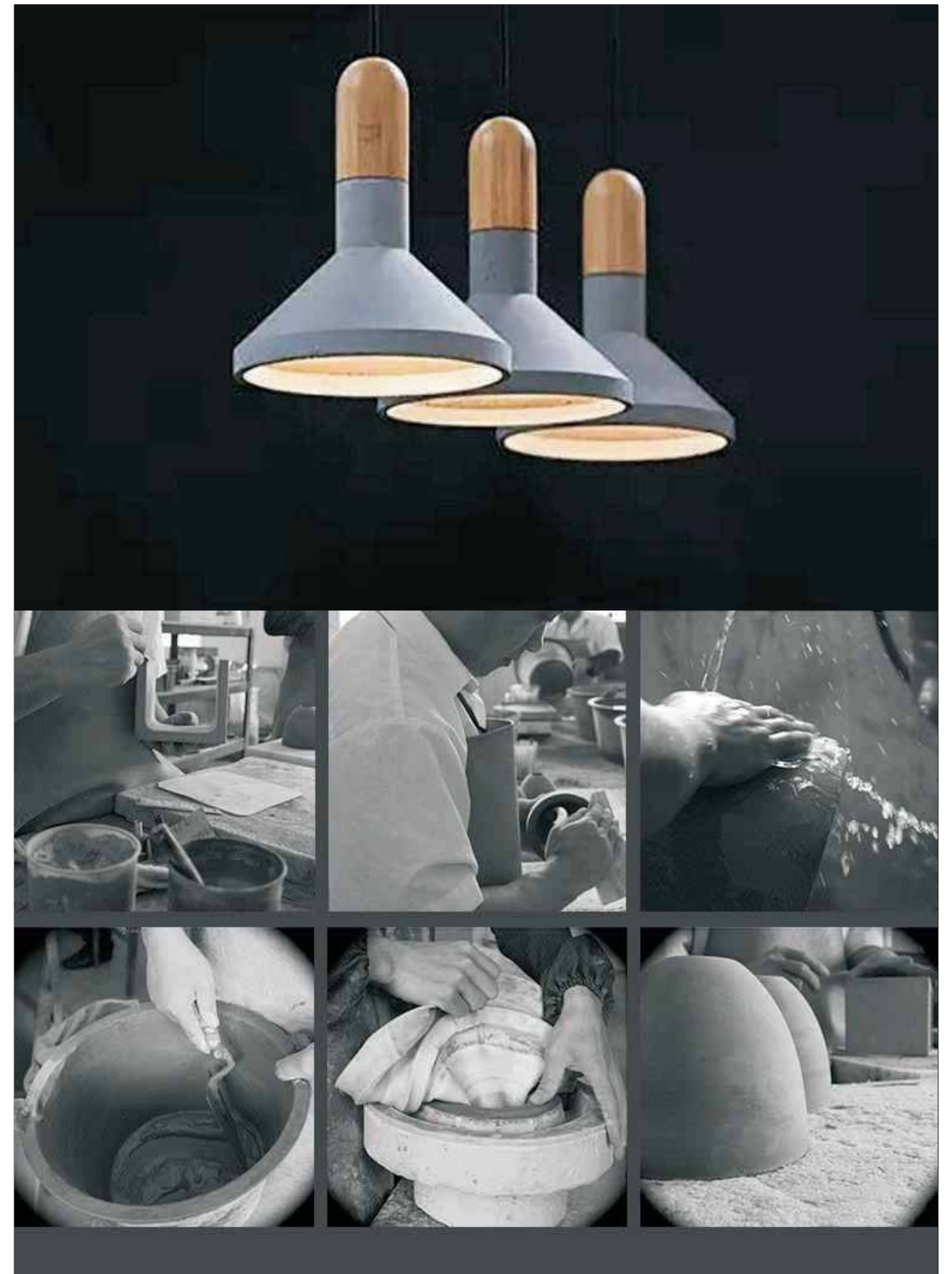
- y \$ \$ f l Ⓢ 的 LEDfiⓈ
- Surface mounted with high power LED
- fi \$ 豔
- Wide Beam Angle
- fi □ : 85Lm/W
- Efficiency: 85Lm/W
- ì f l \$ f l 豔
- Body of cement
- 豔 \ LED \$ f 豔 f i 豔
- Luminaires are equipped with electronic driver

| OrderNo. | f l Ⓢ Power(W) | \$ ä Voltage(V) | □ 指 CRI | f i \$ 豔 Beam Angle(°) | f l f l SIZE(MM) |
|----------|----------------|-----------------|---------|------------------------|------------------|
| KDR-SN17 | E27-4          | 100-240         | 85      | 90                     | Φ180*H200        |
| KDR-SN18 | E27-4          | 100-240         | 85      | 90                     | Φ190*H200        |
| KDR-SN19 | E27-4          | 100-240         | 85      | 90                     | Φ260*H150        |



- y \$ \$ f l ⌀ 的 LED f i Ⓞ
- Surface mounted with LED
- f i \$ 豎
- Wide Beam Angle
- f i Ⓞ : 85 Lm/W
- Efficiency: 85 Lm/W
- f l 攪 f l 豎
- Body of cement
- 豎 \ LED \$ f 攪 f i Ⓞ
- Luminaires are equipped with electronic driver

| Order No. | Power (W) | Voltage (V) | ORI | Beam Angle (°) | SIZE (MM) |
|-----------|-----------|-------------|-----|----------------|-----------|
| KDR-SN06  | E27-4     | 100-240     | 85  | 90             | Φ250*H230 |





- y \$ \$ f l Ⓞ 的 LEDfiⓄ
- Surface mounted with LED
- fi \$ 豎
- Wide Beam Angle
- fi □ : 85Lm/W
- Efficiency: 85Lm/W
- ì fl 豎 fl 豎
- Body of cement
- 豎 \ LED \$ f 豎 fi 豎
- Luminaires are equipped with electronic driver

| Order No. | Power(W) | Voltage(V) | 指 ORL | fi \$ 豎 Beam Angle(°) | fifl SIZE(MM) |
|-----------|----------|------------|-------|-----------------------|---------------|
| KDR-SN16  | E27-4    | 100-240    | 85    | 360                   | Φ60*H90       |



| CE | RoHS | IP20 | ♻️ |

- y \$ \$ f l ⌀ 的 LED f i Ⓞ
- Surface mounted with LED
- f i \$ 燈
- Wide Beam Angle
- f i Ⓞ : 85 Lm/W
- Efficiency: 85 Lm/W
- i f l 燈 f l Ⓞ
- Body of cement
- 燈 \ LED \$ f 燈 f i Ⓞ
- Luminaires are equipped with electronic driver

| Order No.  | f l ⌀<br>Power(W) | \$ ä<br>Voltage(V) | 指<br>CRI | f i \$ 燈<br>Beam Angle(°) | f i f l<br>SIZE(MM) |
|------------|-------------------|--------------------|----------|---------------------------|---------------------|
| KDR-SNW100 | 3                 | 100-240            | 85       | 90+90                     | L130*W120*H130      |

